




TEACHERS SUPPORT TEACHERS

The development of this learning material in **Teachers Support Teachers** program is a collaboration between Quran and Islamic teachers with Alif Iqra to demonstrate the quality and creativity of teachers in creating learning materials.

Teachers Support Teachers is a learning material sharing program which can be accessed on the Alif Iqra website for all Quran and Islamic teachers. All materials created have gone through mentoring and selecting by the Alif Iqra academic team.

Alif Iqra is a Quran learning platform which provides certified Quran teachers for children to adults in 17 cities throughout Indonesia.






TEACHERS SUPPORT TEACHERS

Please do not share this material on any document sharing sites or emails, or claim it as a private file on any website, blog, or platform on the internet. If someone asks you about this material just tell him about **Teachers Support Teachers** program on Alif Iqra's website (alifiqra.id/tst/), where this file can be found, instead of directly sharing this file in PDF format.

If you find it helpful or like this material, please share your learning activities using this material on social media and tag @alifiqra on Instagram or visit the Alif Iqra website at alifiqra.id so that the materials in Teachers Support Teachers can be more useful for many people.

If you have any questions or suggestions for the development of the Teachers Support Teachers program and materials, please contact us at email academic.alifiqra@gmail.com



Mengenal Huruf Hijaiyyah

ا & ا

By: Nida Aula Afina



Hallo! Assalaamualaikum,
namaku Ro, dan di samping
kiriku namanya Za



ZA RO

Bentuk kami mirip
seperti bulan sabit,
namun bedanya kalau di
atas kepala ZA ada
bintangnya!



BAB



Cocokkanlah huruf ر̣ di bawah ini
sesuai dengan warnanya!

ر̣

ر̣

ر̣

ر̣

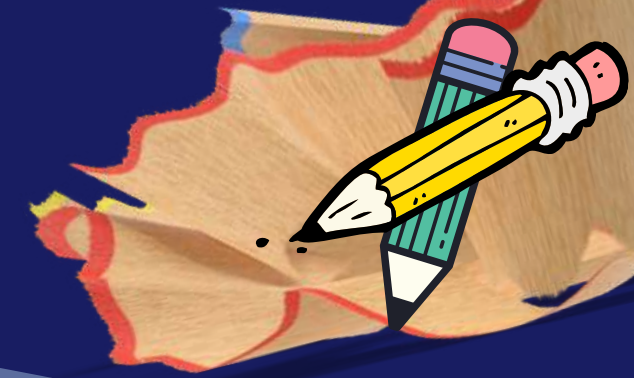

ر̣

ر̣

ر̣

ر̣





Coba hitung yuk, ada berapakah huruf


رَ

pada gambar di atas ??



Mari kita baca!

رَ



رَ

شَ

رَ

رَ

رَ

بَ

نَ

رَ


شَ

رَ

يَ

رَ

Mari kita baca!



رَاحَ

رَاشَ

رَرَّ

رَا

رَاجَ


رَبَّ

رَانَا

رَاحَ

رَاشَ

Mari kita baca!



رَاحَ رَاحَ

رَاحَ رَاحَ

أَرَرَر

رَدَّ رَدَّ

رَاحَ رَاحَ

ذَرَبَ ذَرَبَ

رَذَا رَذَا

رَاحَ رَاحَ

رَرَر رَرَر

رَسُولٌ

رَبِّ

Sebutkan kata bahasa Arab yang diawali dengan huruf

رَحِيمٌ

رَزَقٌ

Tulislah kembali!

Contoh



BAB

ز



Cocokkanlah huruf \bar{z} di bawah ini
sesuai dengan warnanya!

ا.ز

ا.ز

ا.ز

ا.ز

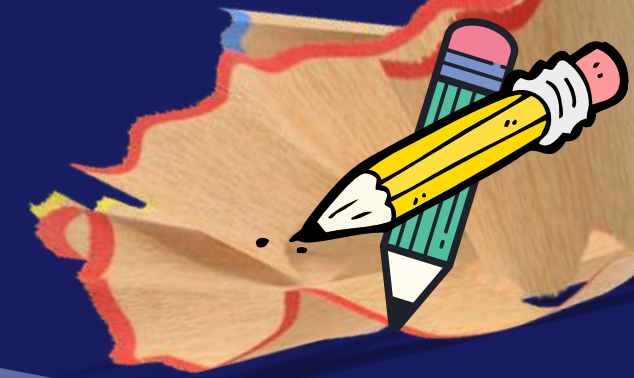




ا.ز

ا.ز

ا.ز

ا.ز



Coba hitung yuk, ada berapakah huruf

ز

pada gambar di atas ??



Mari kita baca!



اَـزْ

اَـزْ

اَـشْ

اَـرْ

اَـبْ

اَـرْ

اَـزْ

اَـشْ

اَـزْ


اَـنْ

اَـزْ

اَـبْ

اَـزْ

Mari kita baca!



زَنْج

شَز

رَز

زَن

جَز


زَبَاب

زَنْز

حَز

زَش

Mari kita baca!



ثَ زَ نَ حَ

ثَ زَ جَ

أَ رَ زَ

زَ دَ ثَ

زَ أَ رَ

ذَ زَ بَ

زَ ذَ أَ

حَ دَ زَ

زَ رَ ثَ

زُبُورٌ

زَمْنٌ

Sebutkan kata bahasa Arab yang diawali dengan huruf

ز

زَهْدٌ

زَيْتٌ

Tulislah kembali!

Contoh

