




# TEACHERS SUPPORT TEACHERS

The development of this learning material in **Teachers Support Teachers** program is a collaboration between Quran and Islamic teachers with Alif Iqra to demonstrate the quality and creativity of teachers in creating learning materials.

**Teachers Support Teachers** is a learning material sharing program which can be accessed on the Alif Iqra website for all Quran and Islamic teachers. All materials created have gone through mentoring and selecting by the Alif Iqra academic team.

Alif Iqra is a Quran learning platform which provides certified Quran teachers for children to adults in 17 cities throughout Indonesia.






# TEACHERS SUPPORT TEACHERS

Please do not share this material on any document sharing sites or emails, or claim it as a private file on any website, blog, or platform on the internet. If someone asks you about this material just tell him about **Teachers Support Teachers** program on Alif Iqra's website ( [alifiqra.id/tst/](http://alifiqra.id/tst/) ), where this file can be found, instead of directly sharing this file in PDF format.

If you find it helpful or like this material, please share your learning activities using this material on social media and tag @alifiqra on Instagram or visit the Alif Iqra website at [alifiqra.id](http://alifiqra.id) so that the materials in Teachers Support Teachers can be more useful for many people.

If you have any questions or suggestions for the development of the Teachers Support Teachers program and materials, please contact us at email [academic.alifiqra@gmail.com](mailto:academic.alifiqra@gmail.com)





# Eid Greeting Card

Untuk membuat kartu ucapan ini, Sahabat Alif membutuhkan:


1. Lembar kartu ucapan / lembar mewarnai yang sudah diprint
2. Alat mewarnai (Crayon / Pensil Warna / Spidol)
3. Lem
4. Pernak - pernik hiasan (Disesuaikan dengan ketersediaan hiasan dan jenis hiasan yang disukai)

Lalu, Sahabat Alif bisa membuat kartu ucapan idul fitri ini dengan cara:

1. Lipat kertas secara vertikal menjadi dua bagian, tuliskan nama pengirim dan penerima ucapan di bagian cover kartu ucapan
2. Tuliskan ucapan spesial untuk orang tersayang di bagian dalam kartu, hias dengan pernak pernik hiasan yang disukai
3. Kartu ucapan siap diberikan ke orang tersayang!
4. Selain itu, untuk Sahabat Alif yang suka berkreasi dengan mewarnai, silahkan print lembar mewarnai bertema idul fitri yang bisa diakses bersama dengan kartu ucapan lebaran ya!



1



2



3



**Happy**  
**Eid Mubarak**



**From:**


**To:**



Happy



Eid Mubarak





Happy  
Eid Mubarak

