




ALIFAH HAS QUESTIONS





**What's Eid Al
Adha?**



Eid Al-Adha

Eid al-Adha or the Festival of Sacrifice is the second Eid in the Islamic calendar which takes place on the last closing day of the pilgrimage (10 of Dzulhijjah).

**What should we do
on Eid al-Adha?**




1. RECITING TAKBIR

Reciting takbir on Eid al-Adha can be rewarded! or what we call "Sunnah".
We are encouraged to recite takbir from 10-14 Dzulhijjah



**Allāhu akbar, Allāhu akbar,
Allāhu akbar. Lā ilāha illallāhu
wallāhu akbar. Allāhu akbar
wa lillāhil hamdu**





2. TAKING A BATH



3. WEARING THE BEST CLOTHES!



4. USING SOME
PERFUME



5. DO NOT EAT AND DRINK
BEFORE EID PRAYER






6. PASSING A DIFFERENT PATH
WHEN LEAVING AND RETURNING
FROM THE PLACE OF EID PRAYER



7. LISTENING TO THE EID
AL-ADHA SERMON

LET'S DO SOME FUN ACTIVITIES TO CELEBRATE OUR EID AL ADHA!

 **EID AL ADHA GIFT**
Lets make a special gift for our beloved brother / sister!

Instruction
Potong template domba dibawah ini, lubangi bagian mulut, dan tempelkan lollypop yang kamu suka!

The Result



 **Paper Bunting Eid Al Adha**
Idul Adha hanya tinggal hitungan hari, untuk meramaikan nuansa semarak Idul Adha di rumah, yuk kita bikin dekorasinya!

Hal yang perlu disiapkan:
Gunting
Lem atau isolasi
Tali
Printable dekorasi gantung

Langkah-langkah:
Gunting gambar bulan pada lembar printable
Gunting teks "Eid Al Adha Mubarak", dan tempelkan di atas gambar bulan
Gunting gambar hewan qurban
Siapkan tali dan mulailah merangkai menjadi ornamen indah
Setelah jadi, ornamen siap di gantung!

The Result



 **Sunnah Eid Adha Matching Card Game**

Instruction
Print out two copies of this printable.
Cut out each card, mix them up and place face down.
Each player takes turn, turning over two cards, trying to make a match.

Find more activities at : alifiqra.id/tst

Materials Source

CANVA.COM

BUKU KEMENAG FIQIH : KELAS iv MADRASAH iBTiDAiYAH TAHUN 2020