



Let's Make A Prayer Mat


Alif Iqra Academic Team



©Copyright Alif Iqra

All You Need ...

“Let’s Make A Prayer Mat” Printout




Glue



Scissor




1




Cut the printout in to pieces following the line

2



Glue the pieces on the right pattern

3



Keep going until the last piece

Make sure you don't miss any piece guys!



**Now you have
a cute prayer mat!**



**You can decorate
it with your
drawing too**

